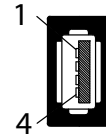
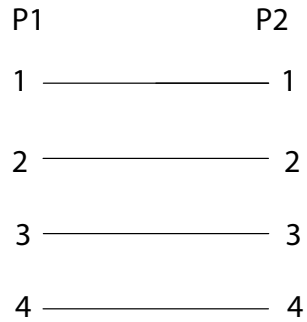
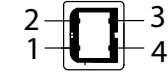
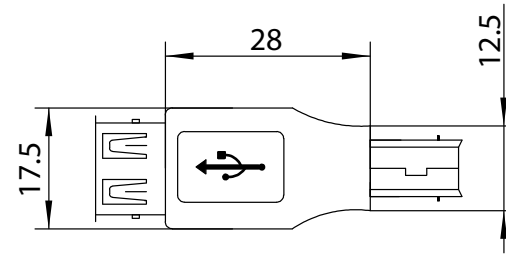


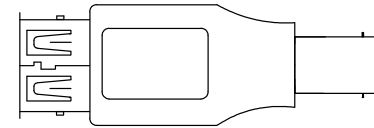
Schaltplan / Pin Out



P1



P2



USB 2.0 Hi-Speed-Adapter

Anschlüsse: USB 2.0 Stecker (Typ B)
 USB 2.0 Buchse (Typ A)
 Leiterwiderstand: 5 Ω
 Isolationswiderstand: 5 M Ω @ 300 V ===
 Kontaktmaterial: vernickelt

USB 2.0 Hi-Speed Adapter

Connections: USB 2.0 plug (type B)
 USB 2.0 socket (type A)
 Conductor resistance: 5 Ω
 Insulation resistance: 5 M Ω @ 300 V ===
 Contact material: nickel plated

Änderungen

Änderungen		Datum	Name	Bezeichnung	Blatt
Datum	Name	gez.: 24.01.2024	ir	USB ADAP A-F/B-M	1
		gepr.: 24.01.2024	ZK		
		Norm:		Zeichnungs-Nr.: 50291	von 1
Änderungen vorbehalten / Subject to change					

