

1 2 3 4 5 6 7 8 9 10 11 12 13 14

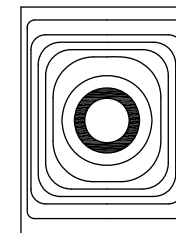
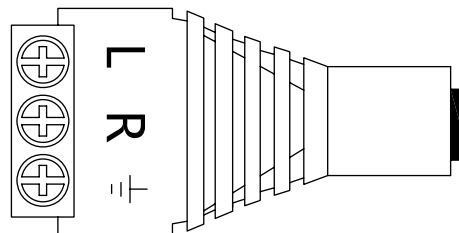
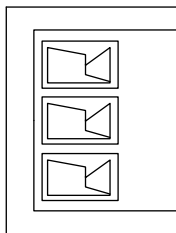
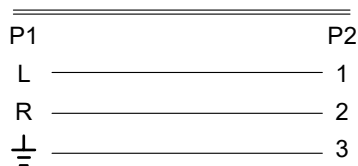
A

A

P1

P2

**Anschlussdiagramm / Wiring diagram**




D

D

E

E



**Terminal Block 3-pin > Klinke 3,5 mm Buchse (3-Pin, stereo)**

- für die schnelle Verdrahtung mit abisolierten Kabelenden
- Kontaktierung: Audio (links/rechts), Masse
- Kontaktabstände: 5 mm
- für Testaufbauten, den Audio-Hobbybereich, DIY, die Alarmtechnik sowie den AV-Bereich

Anschlüsse: Klinke 3,5 mm Buchse (3-Pin, stereo), Terminal Block 3-pin  
 Material Stecker: Eisen, vergoldet  
 Material Gehäuse: PVC  
 Material Terminal Block: ABS, Eisen  
 Material Schrauben: Eisen

**Terminal Block 3-pin > 3.5 mm female (3-pin, stereo)**

- for fast wiring with stripped cable ends
- contacting: audio (left/right), ground
- contact pitch: 5 mm
- for test set-ups, audio purposes of hobbyists, DIY and alarm systems

Connectors: 3.5 mm female (3-pin, stereo), terminal block 3-pin  
 Material contact: iron, gold-plated  
 Material molding: PVC  
 Material terminal block: ABS, iron  
 Material screw: iron

H

H

I

I

J

J

**Änderungen**

Datum	Name	gez.:	Datum	Name
		ir	10.08.2022	ir
		aw	10.08.2022	aw
		Norm:	Änderungen vorbehalten / Subject to change	

Bezeichnung	Blatt
TERMINAL ADAPTER 3.5mm stereo	1/1
3-pin jack female	von
Zeichnungs-Nr.:	
76746	



1 2 3 4 5 6 7 8 9 10 11 12 13 14